

CADET MANUAL



PREFACE

In this Bicentennial year there is a renewal of the spirit of the California Cadet Corps. For 65 years the objective of this outstanding program has been to instill within the youth of California a sense of self-respect, self-discipline and a deep pride in the United States of America. In this celebration year and those which follow, the ideals of the Cadet Code become even more important in the development of leadership for business and government.

Frank J. Schober Jr.

FRANK J. SCHOBBER, JR.
Major General
Commanding

ROBERT E. LYLE
COL IN CAL ARMY
Commanding

INTRODUCTION

MISSION OF THE CADET CORPS HEADQUARTERS

A mission is something a person or an organization must do.

The mission of the Cadet Corps Headquarters is to give schools a program which will properly teach leadership.

The Cadet Corps headquarters in Sacramento is a part of the State Military Department. People in that office help schools in all parts of the state. They want each school to have a fine unit. They visit the schools and give advice in teaching classes.

They also provide proper uniforms and other training equipment to approved schools.

Finally they help conduct state competition for individual awards, and assist in preparation of leadership schools, rifle matches, drill competitions, training conferences, weekend bivouacs, summer encampments, and other co-curricular activities.

OBJECTIVES OF THE CALIFORNIA CADET CORPS

The first objective of the Corps is to develop skills in leadership for each Cadet. The Corps tries to develop a democratic leader, one who can lead people in business or professional careers, and in the armed forces if necessary.

The second objective of the Corps is to teach Cadets citizenship. Cadets are shown how to work together as a team, and to cooperate with each other.

The third objective of the Corps is to develop cadets who are patriotic.

The fourth objective of the Corps is to encourage cadets to develop a good school record and to get as much education as possible.

The fifth objective of the Corps is to teach cadets basic military knowledge. This will be helpful to them if they ever serve in any of the armed forces of the United States or the State of California.

THE CADET CODE

The objective of the California Cadet Corps is to develop leaders. History teaches that true leaders have special rules of ethics and honor. The rules for true leaders and for the Cadet Corps are the same. We call these rules our CADET CODE.

The CADET CODE has very high standards. To live up to this Code takes far more than many young people are willing to give. Some who join the Corps will make little or no effort to keep the rules. Other Cadets will make some effort. Many cadets will succeed with the principles of the Code. This last group will become the future leaders for both the State and the Nation.

Success cannot be reached in a day, a week, a month, or even a year. But each day every cadet who really wants to, can live up to the spirit of the Code. Each cadet must decide just how fast and how far to travel along the road to success. If a cadet accepts the CODE and tries to live up to it, that cadet is headed for a position as a leader. If a cadet does not want to live up to the CODE, there will be no chance of success. If the cadet uses only part of the CODE there will be very little success in trying to lead others.

Here is the CADET CODE. Study it, learn it, and try to live up to it. Then, opportunities to become a true leader will come your way.

A CADET IS COURAGEOUS. Cadets defend what is right even when others appear to be against them. They protect and defend the weak. They can say "No" when asked to do something wrong. They have the courage to speak out against wrong doings. They know that moral courage is better than physical courage.

A CADET IS RELIABLE. Cadets are at the right place at the right time. They can be depended upon. They don't let the other members of their unit down.

A CADET IS RESPONSIBLE. Cadets keep their wits about them. They think about how things they do or say will affect themselves and others. They plan ahead.

A CADET IS TRUSTWORTHY. Cadets can be counted upon to do the right thing. They can be trusted with important jobs.

A CADET IS WELL-INFORMED. Cadets try to learn more each day. They try to learn what is going on in the world.

A CADET IS JUST. Cadets are fair with others at all times. They are considerate of the rights and feelings of others.

A CADET IS LOYAL. Cadets support other cadets. They are faithful and true to their unit.

A CADET IS NOT PREJUDICED. Cadets respect the race and religion of others. They judge others by what they do and how they act.

A CADET IS TOLERANT. Cadets respect the beliefs and opinions of others even when they are different. They do not think everyone must agree at all times.

A CADET IS HONORABLE. Cadets do not tell lies about others. They try to live up to the Golden Rule; *"Do Unto Others As You Would Have Them Do Unto You."*

A CADET IS FRIENDLY. Cadets are friendly toward others. They are especially friendly toward new cadets in their unit.

A CADET IS NOT CONCEITED. Cadets try to succeed, to advance in rank, and to earn medals and decorations. Success does not make a cadet hard to get along with. Cadets who succeed are always considerate of the feelings of others.

A CADET IS NEAT. Cadets keep their uniforms cleaned and pressed, their shoes shined, their hair clean and combed, and their hands and faces clean.

A CADET IS CLEAN MINDED. Cadets do not have to use offensive words to make others think they are important. Using good words to tell what you want to say is a real sign of maturity.

A CADET IS COURTEOUS. Cadets show courtesy to others. They practice politeness at all times so that being polite becomes a habit.

A CADET IS A GOOD SPORT. When cadets win, they don't brag; and when they lose, they don't complain. They always follow the rules of the game and accept the decisions of the judges.

A CADET IS PATRIOTIC. Cadets do more than stand at attention and salute when the Flag goes by. They learn about their Country and what the democratic way of life really means. They are not ashamed to show patriotism.

A CADET IS HEALTHY. Cadets get their body into the best physical condition possible. They eat sensibly, exercise and avoid alcohol, drugs and smoking.

A CADET IS HONEST. Cadets do not take things that belong to others. They do not lie or cheat. They are truthful.

A CADET IS TACTFUL. Cadets do not hurt other peoples feelings. They try to say kind things. They are considerate of others.

A CADET IS STUDIOUS. Cadets use their time in school to learn as much as they can. They know that knowledge is important to advancement.

A CADET IS A GOOD CITIZEN. Cadets are interested in their neighborhood and community. They do what they can to make their school and community a better place in which to study and to live.

A LEADER'S CODE

I become a cadet leader by what I do. I know where I am strong and where I am weak. I try to improve myself. I live by a moral code which others can copy. I know my job and I do it well. I am always cheerful doing my assignments.

I don't wait for someone to tell me what to do. I decide what is the best thing to do and do it no matter how difficult. I stick with it until the job is done. If it turns out good or bad, I know I am responsible.

I train my troops as a team and I lead them with tact, enthusiasm and justice. They learn to depend on me and they are loyal. They know that I would not give them any duty that I would not be willing to do myself. I make sure that they understand their orders. I check up to make sure that they finish their job. I keep my troops informed. Their welfare is my first concern.

These things I do without thinking of myself. This is the responsibility of leadership.

RECOMMENDED SCHOOL YEAR ACTIVITIES

INDIVIDUAL MAJOR AWARDS—Every cadet may compete for the most outstanding member of the California Cadet Corps award. Each unit may nominate cadets to compete in the following categories:

- a. Outstanding Senior Cadet Officer (Captain or Field Grade)
- b. Outstanding Junior Cadet Officer (Lieutenant)
- c. Outstanding Cadet Noncommissioned Officer
- d. Outstanding First Year Cadet

The competition goes to the State level with awards at group, brigade and area level.

COMPETITIVE DRILL—The best examples of cadets working together as a team are the competitive drill units. The competitive drill is regulation squad and platoon drill. They may also be an exhibition (fancy) drill unit. The members of these units are chosen from volunteers for their precision, snap, personal bearing and appearance. Competitive drill events are held at Brigade level. The drill units are also encouraged to be in school and community performances.

PARADES—Cadet units are encouraged to participate in local or area parades in honor of Veterans Day, Armed Forces Week, Memorial Day Ceremonies and any other celebrations held by the school or community.

REVIEWS—When cadets in uniform, parade or stand for inspection it is called a Review. The Cadet units are encouraged to plan and conduct at least three reviews during the school year. The last review should be the annual inspection by someone from the state office. During these reviews the cadets may receive the awards and promotions they have earned. There should be as many inspection formations as possible. Each one should emphasize the wearing of the uniform and student leader preparation for an inspection.

BIVOUACS—Cadet units are encouraged to hold at least a one weekend or longer bivouac (camp out). These should be planned and held on a brigade level. Cadets will practice setting up a camp and must know how to prepare good sanitation facilities. At all times personal hygiene must be stressed and emergency first aid must be available. Orienteering and leadership problems can also be practiced. The bivouac should be open to all cadets. More advanced qualified cadets may join in a "Survival" bivouac. This may be conducted in a desert, mountain, snow or sea environment. The cadets will search for food and shelter instead of bringing it from home. Cadets may earn ribbon bar awards for these experiences.

LEADERSHIP SCHOOLS—From time to time throughout the year, the Cadet Brigades have Leadership Schools. The purpose of the Leadership school is to give cadets who have been successful, a chance to learn more about becoming an officer. The school is usually divided into a Basic and an Advanced course. The Basic course must consist of a minimum of 6 hours and the Advanced course 12 hours.

The top cadet leaders from several schools in your area make up the Cadet Brigade Staff. With the help of the Brigade Advisor they plan conferences,

lectures, practical demonstrations and audio-visual aids to discuss the following subjects:

- (1) Principles of Leadership
- (2) Psychology of Leadership
- (3) The Cadet Code and The Leaders Code
- (4) Leadership Traits
- (5) Solving Practical Leadership Problems
- (6) Leadership Discipline
- (7) Development of Command Voice
- (8) Methods of Instruction
- (9) Preparation of Training Program
- (10) Conduct of an Inspection
- (11) Self-evaluation of the Leader
- (12) Duties of Battalion and Company Officers and Non-Commissioned Officers

Leadership schools are staffed by the Brigade Advisor and Cadet Staff. Cadets, Commandants, National Guard men and women and other qualified persons teach the classes.

Cadets who finish the course and pass it will be given certificates of completion and ribbon bars. These are explained in Cadet Regulations. The awards are presented by the brigades.

HONOR AWARDS—Honor awards are presented each year to cadets, cadet non-commissioned officers and cadet officers. The cadets who receive Honor Awards are selected after much study. These cadets are chosen at the school by a committee appointed by the principal. The Honor Awards are also presented to individuals chosen during summer camp period.

COMMUNITY SERVICE—All Cadet units should work on a community service project. Past winners of awards have done service to the aged and underprivileged. They have had cleanup campaigns, ecological and conservation projects and many others. Awards and recognition are given at the state level for projects done either by the unit or individuals within the unit.

SUMMER CAMP PROGRAM

After the first year in the California Cadet Corps program cadets can go to summer camp. This encampment is held in the summer after school is out. An encampment has an intense training program and lasts ten or more days. The purpose of this camp is to bring together cadets from all over the State. They have classes and field experience and practice many of the things they have learned during the school year.

The cadets at summer camp are organized into a brigade with a cadet colonel in charge or in command. A complete brigade headquarters is organized. There are also several battalion headquarters set up all staffed with cadet officers and noncommissioned officers.

Command (Control), leadership and supply at summer camp are handled by the cadet leaders. This gives much actual experience in leadership and planning. It means the cadets must accept responsibility.

Commandants who attend summer camp act as consultants or advisors to the cadet leaders who actually run the program.

The summer program has basic and advanced training. There are special courses in officer training, survival, marksmanship, orienteering and mountaineering which are available to those cadets who qualify.

On the last day of the encampment a final parade is held. All cadets participate. Guests, members of the press, civic and veterans organizations, and friends of the California Cadet Corps are invited to attend and watch the cadets receive their awards. Cadets attending camp may also invite their parents and friends to attend this event.

Summer camp is open to those qualified (Good citizenship and success as a cadet) who receive the permission of their Commandant. Cadets who go may receive school credits by permission of the school district.

WEARING OF THE UNIFORM AND INSIGNIA

Each cadet is issued all uniforms and equipment required for participation in the California Cadet Corps program. A cadet does not have to purchase any article for this training. The cadet must take care of the uniform and any other equipment issued. If articles are lost the cadet may be required to pay for them. However, a cadet is never expected to pay for articles which have been worn out through actual use.

A good cadet takes pride in wearing the uniform and insignia correctly. A cadet will not wear uniforms or insignia which have not been approved. Pins, badges, medals, decorations, and insignia for anything except cadet activities must not be worn on the cadet uniform.

The official cadet uniform shown in Figure 1 consists of the following:

1. Shirt, khaki; Perma-Press
2. Trousers, khaki; Perma-Press
3. Skirt or slacks, Womens
4. Cap, Garrison, Blue-Twill
5. Belt, Waist, Black with Brass Buckle

Shoes and socks are not issued by the California Cadet Corps. Cadets will furnish their own shoes and socks. If possible, cadets should have their own black socks and black shoes to wear with the uniform.

Cadet Regulation Number 1-3 describes the official insignia for the members of the California Cadet Corps. These insignia are:

1. *Insignia, Collar, California Cadet Corps:* Crossed rifles on an open book surrounded by a laurel wreath all in gold colored metal. It will be worn by all cadet officers and cadets on the LEFT collar of the shirt centered on the collar, with outside edge of insignia one-inch from the opening of the collar. (Fig 2)

2. *Insignia, Collar, CAL:* CAL letters in gold, will be worn by cadets and cadet noncommissioned officers on the RIGHT collar of the shirt (see Fig 2) with edge of insignia one-inch from opening of collar (cadet officers wear insignia of rank on RIGHT collar in place of CAL insignia).

3. *Insignia, Distinctive:* A miniature metal reproduction of the Cadet Corps crest with bear, torch, and sword in gold on a blue field. It will be worn only by cadet officers centered on their Leadership Identification Tabs.

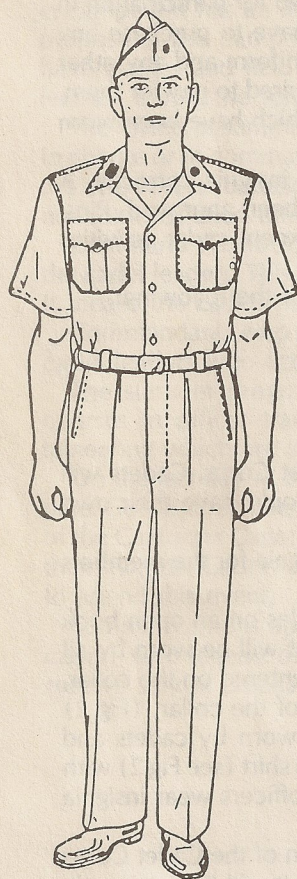
4. *Patch, Shoulder, Cadet Corps:* An embroidered reproduction of the official crest (distinctive insignia) with the words "California Cadet Corps" on top. It will be worn by all members of the California Cadet Corps on the LEFT sleeve of the shirt 1/2-inch below the shoulder seam.

5. *Patch, Shoulder, School:* An embroidered patch especially designed for each school and worn by all members of the unit. It will be worn on the RIGHT sleeve of the shirt 1/2-inch below the shoulder seam.

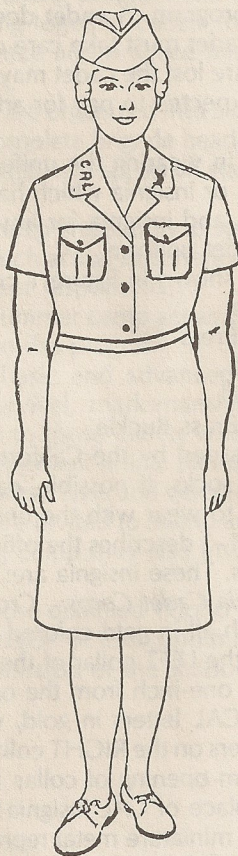
6. *Insignia, Grade, Cadet Officers* (Fig 3).

7. *Insignia, Rank, Cadet Noncommissioned Officer* (Fig 4).

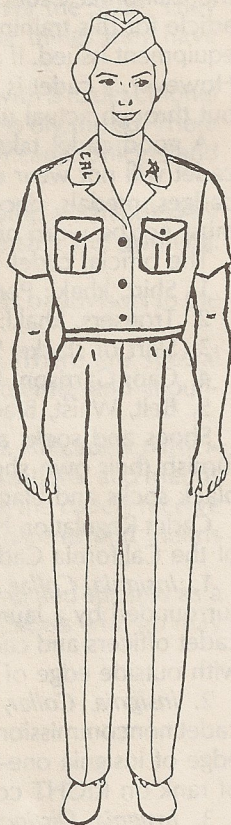
8. *Patch, Rifle Team, California Cadet Corps:* An embroidered red, white, and blue official patch worn centered on right pocket of shirt. It is worn only by those cadets qualified under the provisions of Cadet Regulation Number 3-19.



Shirt—Khaki
Trousers—Blue
Cap—Blue

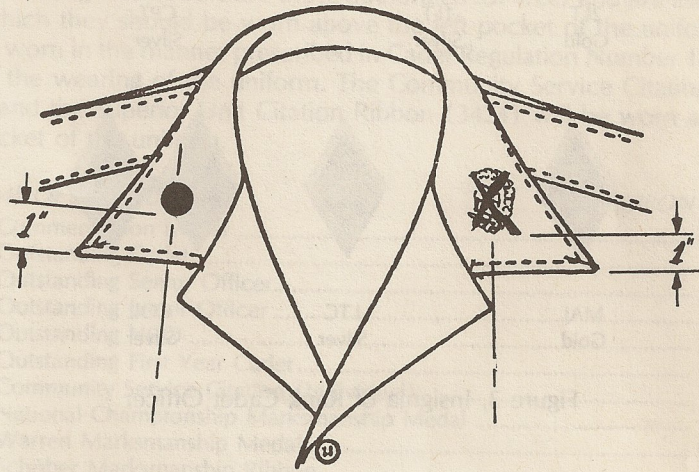


Shirt—Khaki
Skirt—Blue
Cap—Blue



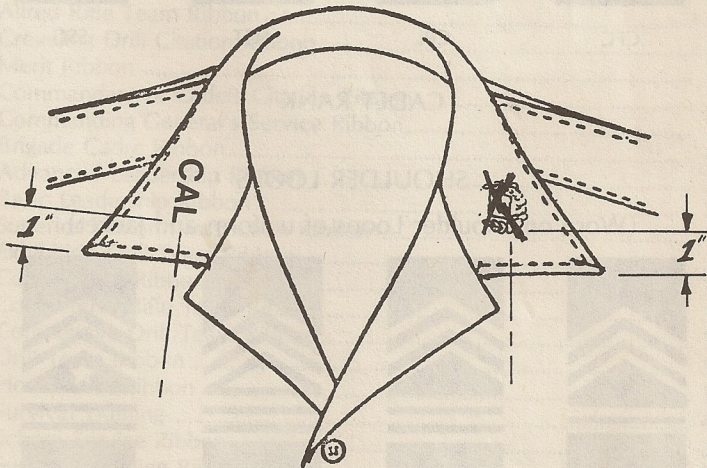
Shirt—Khaki
Trousers—Khaki
Cap—Blue

Figure 1, Cadet Uniform



Insignia on Collar, Cadet Officer

Figure 2



Insignia on Collar, Cadet

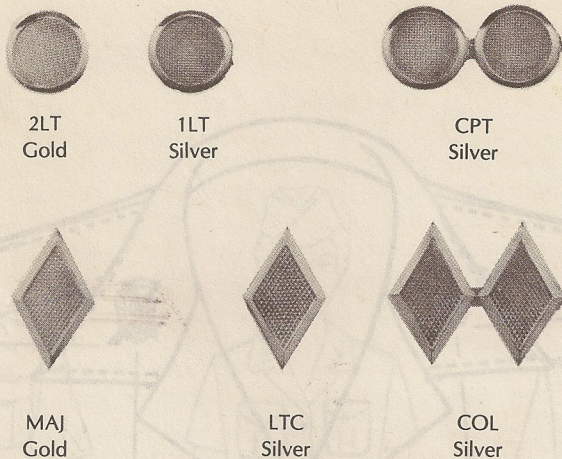
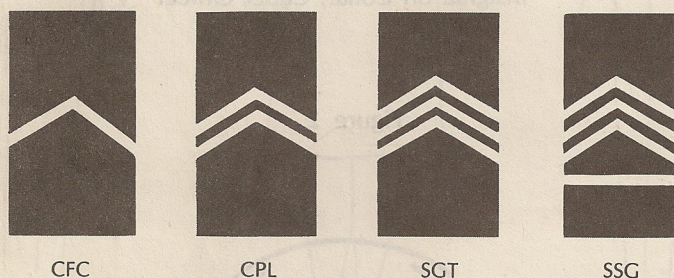


Figure 3, Insignia of Rank Cadet Officer



CADET RANK

SHOULDER LOOPS

(Worn on Shoulder Loops of uniform and jacket)




Figure 4, Insignia of Rank Cadet NCO

PRECEDENCE OF AWARDS

The following ribbon bars are those authorized for wear and are listed in the order which they should be worn above the left pocket of the uniform. They must be worn in the manner prescribed in Cadet Regulation Number 1-3 which governs the wearing of the uniform. The Community Service Citation Ribbon (3300) and the Superior Unit Citation Ribbon (3424) will be worn above the right pocket of the uniform.

NAME OF AWARD	RIBBON NUMBER
1. Commendation Medal	4044
2. Outstanding Cadet.....	3606
3. Outstanding Senior Officer.....	4002
4. Outstanding Junior Officer	3420
5. Outstanding NCO	3611
6. Outstanding First Year Cadet.....	3519
7. Community Service Citation (Individual)	5139
8. National Championship Marksmanship Medal	3302
9. Warren Marksmanship Medal	3605
10. Schober Marksmanship Ribbon	3508
11. Knight Marksmanship Medal	3613
12. Speed Marksmanship Medal	3210
13. Veronda Marksmanship Medal.....	3602
14. High Offhand Marksmanship Medal.....	3600
15. Commanding General Citation Ribbon.....	5210
16. Distinguished Service Ribbon.....	4001
17. Citizenship Ribbon	3703
18. Superior Scholarship Ribbon	3100
19. Clausen Rifle Team Ribbon	3201
20. Menden Rifle Team Ribbon	3108
21. O'Sullivan Rifle Team Ribbon	4206
22. Allred Rifle Team Ribbon.....	3509
23. Creveling Drill Citation Ribbon	3502
24. Merit Ribbon	4207
25. Commandant of Cadets Citation Ribbon	3618
26. Commanding General's Service Ribbon.....	3421
27. Brigade Cadre Ribbon.....	4050
28. Advanced Leadership Ribbon	3706
29. Basic Leadership Ribbon	3002
30. Superior Uniform Inspection Ribbon	3626
31. Exhibition Drill Team Ribbon.....	3629
32. Color Guard Ribbon	3503
33. Competitive Rifle Team Ribbon.....	3622
34. Competitive Drill Team Ribbon.....	3507
35. Drill Team Ribbon.....	3001
36. Honor Unit Ribbon	3504
37. Survival Training	4053
38. School Service Ribbon	3006
39. Summer Training Ribbon	3005
40. Bivouac Ribbon	3412
41. State Service Ribbon	3009

Honor Cadet Officer Bars and Honor Cadet Bars, awarded during the school year, and the distinctive Honor Cadet Officer Bar and Honor Cadet Bar awarded

at summer camp, are worn over the left pocket ABOVE the line of ribbon bars. Honor Bars awarded at summer camp take precedence over Honor Bars awarded during the school year. The Proficiency Badge and Marksmanship Badges are worn over the left pocket BELOW the line of ribbon bars. Federal, State of California, and National Rifle Association Marksmanship Qualification Badges may be worn in the order of precedence named from the wearer's right to left side.

Medals, badges or pins not issued by the California Cadet Corps, except those awarded for VALOR, will not be worn on the Cadet uniform.

PROMOTIONS

A conscientious cadet will try to attain the highest possible rank that can be acquired within the unit. Each cadet compiles a record, and this record remains for life. Not every cadet will be able to reach the rank of Cadet Colonel, but we know that every cadet who wants to reach cadet officer rank, who is willing to work for it, can make the grade. A cadet moving up from rank to rank will be given opportunities to practice leadership and to accept responsibility.

The first step up the success ladder is to become a Cadet, First Class. In the California Cadet Corps, a unit may have as many Cadets, First Class as they wish. Every cadet considered qualified by his Principal and Commandant may be granted this first step in advancement. Specific standards for promotion to Cadet, First Class are set by the local unit and Cadet Regulation Number 1-5, (Fig 5.)

A cadet is expected to keep a good scholastic record and a good conduct record both in school and in the community. Many times selection of cadet officers depends upon the cadet's record of scholarship and personal conduct.

PROFICIENCY BADGE

The Proficiency Badge is given to cadets who satisfactorily demonstrate working knowledge of Cadet Corps subjects. There are three levels of achievement available. These three levels of achievement are Basic, Intermediate, and Advanced. There is a separate bar for completing each level. The bars are worn

hanging from the Proficiency Badge. All cadets should try to get a Proficiency Badge with the Basic bar by the end of the first year. The Intermediate bar should be earned the second year, and the Advanced bar by the end of the third year in the Corps. However, a cadet can earn these awards sooner if he works harder and learns faster.

In order to receive the Proficiency Badge and the appropriate bar, a cadet must know 100 percent of the information of each level mentioned above. Cadets can try as often as they wish for this badge. A cadet may be tested on all information at one time, or may be tested on one requirement at a time. This way takes longer. Each local cadet unit will keep a record of the cadet's progress. Qualified cadet officers and cadet noncommissioned officers may give the tests.

The requirements for the Basic Proficiency Qualification are given in detail below. For Intermediate and Advanced proficiency qualifications see the current Cadet Regulation Number 2.

BASIC PROFICIENCY QUALIFICATION

Demonstrate proficiency in all the following:

1. *Dismounted Drill*

a. Demonstrate ability to correctly execute movements of the School of the Soldier With and Without Arms at the high school level, and movements of the Soldier Without Arms at the junior high school level.

b. Demonstrate ability to correctly function as an individual Cadet in squad and platoon drill.

2. *Interior Guard Duty*

a. Explain interior guard duty to include the purpose of challenging and use of the password.

b. Explain the "Patrol System" and the "Fixed Post System".

c. Memorize and explain the General Orders.

d. Explain and demonstrate the posting of reliefs in interior guard duty.

3. *Military Courtesy*

a. Demonstrate saluting and state the general rules regarding saluting.

b. Demonstrate the correct way of reporting to an officer.

c. Explain military courtesies shown to officers.

d. Explain honors to the *National Anthem* and *To the Colors*.

e. Know the title designation and insignia of rank for officers of the Army, Air Force, Coast Guard, Navy and Marine Corps.

f. Explain the correct method of displaying the Flag of the United States, and demonstrate the correct method of folding.

g. Explain in detail the manner and circumstances under which the National Colors should be saluted.

h. Be familiar with the prescribed uniform regulations by explaining and demonstrating the proper care and wearing of the uniform.

4. *Rifle Safety and Marksmanship* *

- a. Know the nomenclature of rifles issued to the unit.
- b. Know individual safety precautions when handling firearms.
- c. Successfully complete a Hunter Safety Course.
- d. Demonstrate on the range the correct method for loading a rifle, assuming the firing positions, applying the trigger squeeze, and calling the shots.
- e. Qualify or familiarize with the rifle in accordance with Cadet Corps Regulation Number 3-17.

5. *Hygiene and First Aid*

- a. Describe the importance of personal hygiene.
- b. State the rules for avoiding disease.
- c. Explain how to stop bleeding.
- d. Demonstrate how to protect a wound.
- e. Explain how to treat or prevent shock.
- f. Explain first aid methods for burns and fractures.
- g. Explain how to treat victims of poisoning.
- h. Demonstrate artificial respiration and explain mouth-to-mouth resuscitation.
- i. Explain first aid for snake bite.
- j. Explain prevention of, and first aid for, heat injury (heat exhaustion and heat stroke).

6. *Map Reading*

- a. Describe what a map is and give the reasons why we should learn to read maps.
- b. Demonstrate ability to correctly measure on a map; to correctly indicate directions on a map; and to correctly identify at least ten (10) conventional symbols on a military map.
- c. Demonstrate ability to use a compass by correctly indicating on the ground the directions NE, SE, SW, NW and Magnetic North.

7. *California Cadet Corps Organization*

- a. Describe the organization of a Cadet Squad and Cadet Platoon.
- b. Define the Chain of Command and its purpose from the Governor to the individual Cadet.

8. *Knowledge of the Cadet Corps*

- a. State the objectives of the Corps.
- b. Describe the distinctive insignia of the Corps, collar insignia of the Corps, and the insignia of rank for Cadet officers.
- c. State the motto of the Corps.
- d. Know the names and ranks of the Commanding General, officers of the Cadet Corps Headquarters and the unit Commandant of Cadets and all Cadet Officers in the unit.

* This item not required if School District does not offer marksmanship training.

RIFLE MARKSMANSHIP

When desired by the school district, rifle marksmanship can be a part of the Cadet Corps Program. Before cadets can enter the marksmanship course they must satisfactorily finish the State Department of Fish and Game Hunter Safety Course.

The goal in teaching marksmanship is to make each cadet a good marksman who knows the rules of safety in using firearms. Cadets have an opportunity to qualify for marksmanship badges which can be worn on the uniform.

Cadets seriously interested in rifle marksmanship can work for a place on the unit rifle team and compete for trophies awarded in the annual State Championship Smallbore Rifle Matches. For better marksmen there is a chance to compete in the NRA National Rifle Championship Matches.

Qualifications for cadets and awards that can be earned are given in Cadet Regulations.

SAFETY RULES FOR RIFLE MARKSMANSHIP TRAINING

The goal of the rifle marksmanship program is to teach safe and proper ways of using firearms. Shooting is a sport, a recreation and a big part of our national defense. Cadets must learn to obey the rules of safety if they want it to be a fun sport. Teaching is based on programs of the California Department of Fish and Game, California Department of Education and the National Rifle Association.

The most important rule is "SAFETY FIRST—ALWAYS". For cadets the Ten Commandments of Gun Safety are:

1. Treat every gun as if it were a loaded gun. This is the first rule of gun safety.
2. Guns carried into camp or home must always be unloaded and taken down or have actions open. Guns should always be kept in storage cases until reaching the shooting area.
3. Always be sure that the barrel and action are clear of things that will jam it.
4. Always carry your gun so that you keep the barrel from pointing at someone. Keep the safety on until you are ready to shoot.
5. Never point a gun at anything you do not want to shoot.
6. Be sure of your target before you pull the trigger.
7. Guns not being used should be unloaded, guns and ammunition should be put away safely out of reach of children and careless adults.
8. Never climb a tree or a fence with a loaded gun.
9. Never shoot at a flat, hard surface or the surface of water.
10. Do not mix gun powder and alcohol. If you drink, don't shoot or hunt!

By always obeying the Ten Commandments of Gun Safety all hunting accidents can be stopped. Not knowing how to use your gun and being careless cause most hunting accidents. Of all safe gun use rules, the most important is to **TREAT EVERY GUN AS IF IT WERE LOADED.**

For range firing there are rules which must be obeyed if you are to fire safely. The following rules are for range use:

1. The Range Officer and assistants will be in direct charge of the range at all times. When firing is being conducted the range officer gives assistance to any shooter in need of help.

2. The breech of every rifle on the range will be kept open at all times except when actually on the firing line ready to shoot.

3. All rifles, regardless of type, will be used as single loaders and the magazines will not be loaded.

4. Cartridge belts will not be worn. Loading will only be from loading blocks or from the regular cartridge box.

5. Rifles will be loaded when the command "Load" is given. Shots will be fired after the command "Commence Firing" is given.

6. All rifles will be immediately unloaded and the breeches left open upon the command "Cease Firing".

7. Shooters will not move any portion of the body in front of the firing point. When necessary, after all rifles are unloaded and all breeches open, the Range Officer will instruct a shooter how to go in front of the firing point.

8. No person except those actually firing and the coaches and instructor will at any time be in front of the ready line.

9. In cleaning or policing the range, any unfired cartridges which may be found will be immediately turned in to the Range Officer. They will not be thrown into the trash can.

10. If a cartridge will not load or eject (unload) properly, the shooter will not try to force it. If a cartridge fails to fire immediately, the shooter will not open the action of the gun. In both cases the gun must be kept pointed toward the target while the shooter calls the Range Officer.

11. In the case of any obstruction in the bore of the rifle, it will not be shot out by firing another cartridge. The rifle will be turned over to the Range Officer to have the obstruction properly removed.

CONCLUSION

This Cadet Manual will assist you in becoming a successful cadet. The information is basic, so it will be necessary to apply yourself in the classroom to gain the more advanced knowledge. Discuss problems and questions with your Commandant of Cadets.

The California Cadet Corps exists for the purposes of providing opportunities for leadership experience for the individual cadet.

It is the hope of the California Cadet Corps that your cadet training will be both pleasant and profitable, and that the various insignia of rank and leadership in the Corps will be yours to wear with pride and honor during your school career.

Figure 5, Requirements—Appointments and Promotions

SPECIAL REQUIREMENTS	FROM: TO:	CDT CFC	CFC CPL	CFC SGT	CPL SGT	SSG SFC	SSG SFC	SFC MSG	MSG 2LT	2LT 1LT	1LT CPT	CPT MAJ	MAJ LTC
Time in Grade (weeks).....		6	9	9	9	9	9	9	9	9	12	12	12
General Orders.....		+	+	+	+	+	+	+	+	+	+	+	+
Uniform Regulations.....		+	+	+	+	+	+	+	+	+	+	+	+
Military Courtesy.....		+	+	+	+	+	+	+	+	+	+	+	+
Cadet Organization.....		+	+	+	+	+	+	+	+	+	+	+	+
Knowledge of Corps.....		+	+	+	+	+	+	+	+	+	+	+	+
Drill w/o Arms.....		+	+	+	+	+	+	+	+	+	+	+	+
Drill w/ Arms.....		+	+	+	+	+	+	+	+	+	+	+	+
Squad Drill.....			+	+	+	+	+	+	+	+	+	+	+
Platoon Drill.....				+	+	+	+	+	+	+	+	+	+
Company Drill.....						+	+	+	+	+	+	+	+
Rifle Nomenclature.....			+	+	+	+	+	+	+	+	+	+	+
Basic Marksmanship.....				+	+	+	+	+	+	+	+	+	+
Basic Map Reading.....					+	+	+	+	+	+	+	+	+
Hygiene and First Aid.....					+	+	+	+	+	+	+	+	+
Interior Guard Duty.....				+	+	+	+	+	+	+	+	+	+
Rifle Qualification.....					+	+	+	+	+	+	+	+	+
Physical Fitness Qual.....					+	+	+	+	+	+	+	+	+
Knowledge of Supply.....						+	+	+	+	+	+	+	+
Prepare Lesson Plan.....						+	+	+	+	+	+	+	+
Prepare an Order.....						+	+	+	+	+	+	+	+
Military Correspondence.....						+	+	+	+	+	+	+	+
Present a Class.....						+	+	+	+	+	+	+	+
Proficiency Qual *.....					B	+	B	+	B	+	+	+	A

* B - Basic I - Intermediate A - Advanced

